



Seattle-Tacoma
International
Airport

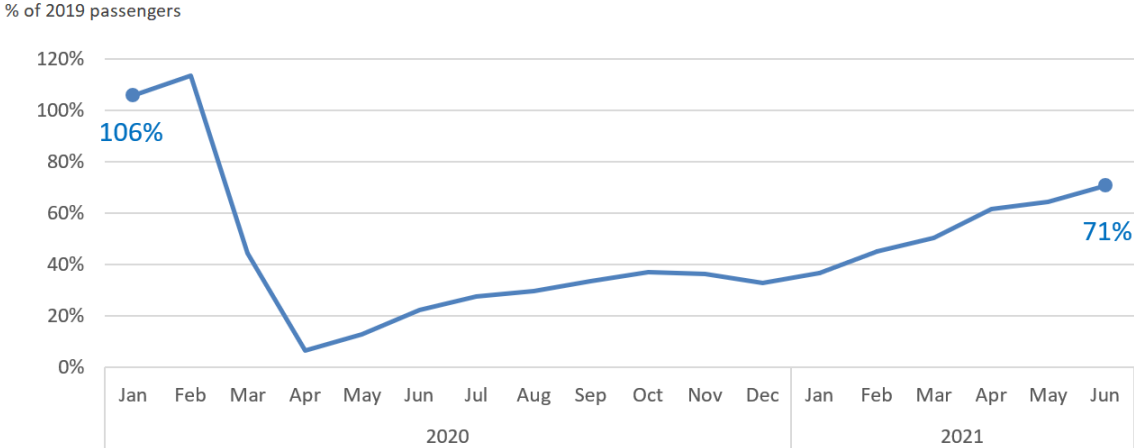
Activity Update & Outlook

Highline Forum

July 21, 2021



Steady climb: SEA passenger and capacity recovery

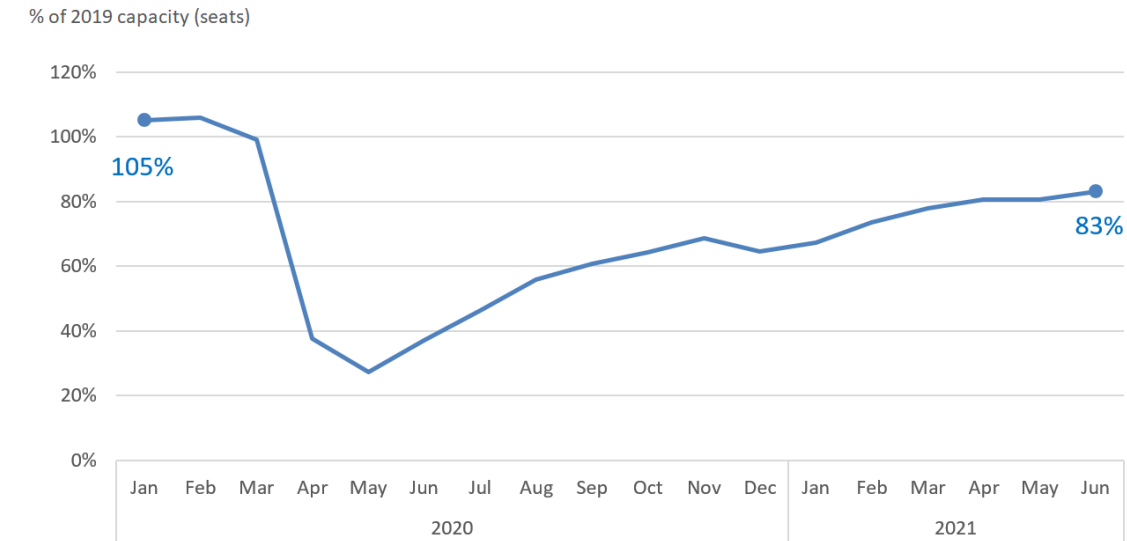


Passenger traffic at **71%**

and

Scheduled capacity (seats) at **83%**

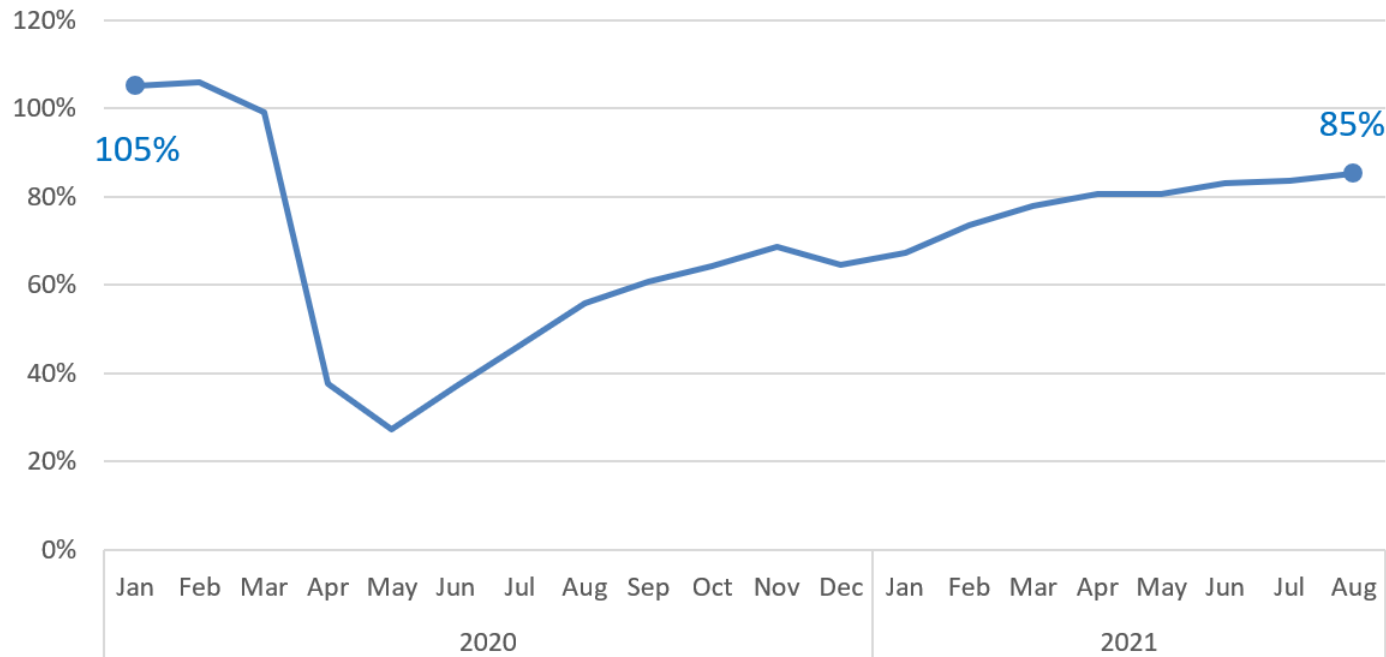
of 2019 levels as of June 2021.



August flight schedule at 85% of 2019 capacity

Airlines have restored most capacity to accommodate rebounding demand.

% of 2019 capacity (seats)



Source: Official Airline Guide (OAG)

August 2021 scheduled capacity by airline

Airline	% of 2019 schedule
Alaska	97%
American	85%
Delta	81%
Southwest	91%
United	66%

Revised 2021/2022 passenger activity outlook (July 2021)

Activity scenarios were prepared representing a range of potential outcomes, with the baseline scenario currently considered the most likely outcome.

Year	Passengers (M)	Activity scenarios (% change in passengers from 2019)		
		Baseline	High	Low
2021	38.3	-26%	-24%	-29%
2022	49.3	-5%	-4%	-10%

Prepared by Business Intelligence (7/14/21)

Recovery to near 2019 activity level by 2023/24.